



MOREHOUSE
COLLEGE

next steps

FOR ADMITTED STUDENTS



Visit

admitted.morehouse.edu

for

- detailed information
 - quick links
- updated schedules
- forms and applications

AND THERE WAS LIGHT



M

You're In!

CONGRATULATIONS on being invited to be part of the Morehouse legacy. Now, take the important steps necessary for a successful first semester.



NOW Accept your admission offer.

You've told us that you are Morehouse material, and we agree. Now that you've been admitted, it's time to officially accept the opportunity.

To make your intentions clear, you'll need to complete an "Intent to Enroll" form. It's quick and easy but important.



NOW Make your deposit.

A deposit is a small portion of your tuition and fees. It lets us know that you are committed to coming so we can begin preparing for you.

- Your acceptance deposit is **\$588**.
- For fastest processing, pay through your Applicant Portal.
- You can also mail your deposit by money order or cashier's check. Make sure you include your name and Morehouse identification number and send to: Morehouse College | Student Financial Services | 830 Westview Drive S.W. | Atlanta, GA 30314. As soon as you send in your deposit, you can start the enrollment process, so you should do this as soon as possible. The final deadline is May 1.



NOW Submit your FAFSA.

To be eligible for any financial assistance from Morehouse, you must complete the Free Application for Federal Student Aid (FAFSA), which is how you determine what federal financial assistance you can receive. If you haven't already submitted it, you should do so as soon as possible.

- Visit studentaid.gov and submit your FAFSA. You will most likely need some information from your parents.
- The deadline for submitting your form is **May 1**, but limited aid may be awarded to other students who have already submitted their forms in the meantime.



NOW Take your placement assessment.

Morehouse is serious about setting you up for success. As soon as possible, you'll need to take a math and a foreign language assessment so we can help you select the best courses as you start your collegiate career.

Morehouse

NOW Understand college financing.

It is important that you speak with a financial aid representative to help you understand your financing options.


There are many options to secure funds for the investment you are making in your future by attending college. You may choose to provide your tuition and fees independently, or seek scholarships, loans, grants, and other forms of **financial aid** and assistance. Few college students pay 100% of their tuition and fees out of pocket.

Typically, financial aid takes one of these forms:

- **Grants** are funds that do not require repayment, and are generally awarded to students with the greatest financial need. Grant types include federal grants like the Pell Grant and state grants like the HOPE program for Georgia residents.
- **Loans** are funds made available to you now which have to be paid back with interest over time. Low-interest loans are available through the federal government, while other loans are available through private institutions. Both parents and students have options for securing college loans.
- **Scholarships** do not have to be repaid, and are often awarded for merit or to students who meet specific criteria.

It is important that you thoroughly understand your financial responsibilities and how you will meet them. You can learn more about financial aid at morehouse.edu and sign up for an appointment to speak with a Morehouse financial aid representative.



 **NOW**
Locate your unique credentials.

Because you've been admitted, you've already been assigned unique credentials which you can use to engage with the College and keep track of the information you have submitted and the steps you still need to take.

- Locate an email from the admissions office with the subject line "My Morehouse Credentials." It contains your Morehouse credentials, which includes a Morehouse identification number resembling the following: #M00000000.

 **NOW**
Access your Morehouse student online portal.

You can use your Morehouse credentials to access the Morehouse student online portal (which is different from your applicant portal), a very important tool in handling your Morehouse business.

- Access the portal through myportal.morehouse.edu.
- Login with your unique credentials.
- Your user name is your first name, followed by a period, followed by your last name (firstname.lastname).
- Your password is your Morehouse ID number (ex: #M00000000).
- Select Next. You will now establish new login information.
- The Morehouse student portal dashboard will open and you will see a variety of apps.

 **NOW**
Use Banner Web.

One of the apps you can access through your Morehouse student online portal is called "Banner Web." Through Banner Web, you can take care of much of your Morehouse student business. You can review financial assistance you are awarded, monitor your student account, and make payments for classes and other fees.

- Access your online portal.
- Select the Banner Web icon.
- Once you are connected to Banner Web, click on the **Student Services and Financial Aid** link.


 **NOW**
Submit health forms through Medicat.

We'll need some medical information from you before you arrive on campus for your health and safety.

- Download the Pre-Entrance Health Form.
- Provide the requested information. You can also submit a medical insurance waiver if applicable.
- If you will be participating in sports, you'll also need to download and submit the Pre-Participation Athletic Physical Form.
- Upload your documents through the Medicat app, which can be accessed through your online student portal.
- The deadline to submit your health forms is May 1. Medical insurance waivers are due by August 1.

 **APRIL-MAY**
Get academic advisement.


After your deposit has been received, you will be eligible for academic advisement, which begins with taking placement exams for math and foreign language. After completion of the placement exams, your advisor will inform you of the courses you should take and help you determine whether you may have any academic credit that can be applied towards your academic progress, such as credit based on Advanced Placement test scores or transfer credit from dual enrollment or another college previously attended.

 **APRIL-MAY**
Make your campus housing plans.

Most new students are required to live on campus so that they get the full residential experience.

After you have paid your deposit, you will be eligible to secure your room in one of our residence houses. Once housing applications become available, you will be contacted by the Department of Housing and Residential Education.

You can learn more about on-campus living here:
www.morehouse.edu/life/housing.

 **APRIL-JULY**
Resolve your balance.

As an incoming new student, the amount you need to provide for your tuition and fees (including housing and meals) are largely set. You will need to pay this amount (called your "balance" before classes begin.

 **SUMMER**
Submit final transcripts.

If you are a high school student, you must submit your final official high school transcript including your graduation date. If you are participating in dual enrollment, you must also submit your college transcripts to receive credit.

If you are a transfer student you should submit all final college transcripts to the College to ensure proper credit evaluation.

If you are receiving emails from Morehouse at your high school email address, don't forget to change it to a personal email address to ensure that you are receiving official correspondence from Morehouse.



AUGUST

Register for courses.

After academic advisement, you will be able to register for your fall classes.

- Once courses open, you'll be able to select classes.
- The registration process normally occurs during the spring, summer, or at New Student Orientation.



AUGUST

Attend New Student Orientation.

The orientation program after which others are modeled, New Student Orientation (NSO) at Morehouse College is a week of exciting, enriching, stimulating, and life-changing experiences designed to prepare new students for life as a student at the only HBCU for Black men and to engage parents who are sending their son to live away from home. During this week, new students become immersed in the Morehouse learning and living environment and engage in a wide range of programming designed to empower them as Men of Morehouse.

- Explore the historic impact of Morehouse in the world
- Learn many Morehouse traditions
- Meet dynamic student leaders, faculty, staff and administrators
- Discover important resources and services
- Get answers to frequently asked questions



AUGUST

Enjoy your first day of class.

You're settled into your residence house, met your fellow new students, and are ready to expand your mind through academic exploration.

Get ready to begin your transformation into the leader you were meant to be.

Welcome to the House!



Here to help.

Important Contacts

Office of Admissions and Recruitment

Email: admissions@morehouse.edu
Phone: (404) 215-2618

Department of Housing and Residential Education

Email: tigerden@morehouse.edu
Phone: (404) 215-2634

First Year Students and Transition Programs

Prof. Illya Davis '89, Director
Email: illya.davis@morehouse.edu
Phone: (470) 639-0685

Financial Aid and Billing/Fees Student Financial Services

Email: studentfinancialservices@morehouse.edu
Phone: (470) 639-0959

Student Health Intake Information

Email: shc@morehouse.edu
Phone: (404) 215-2637

Disability Services

Dr. Travis Sadler
Email: travis.sadler@morehouse.edu
Phone: (470) 639-0252

Important Dates

Accept your admissions offer	Now
Make your deposit	Now
Submit your FAFSA	Now
Take your placement assessment	Now
Submit health forms through Medicat	Now
Get academic advisement	April-May
Make your campus housing plans	April-May
Resolve your balance	April-July
Submit your final transcript	After you graduate from high school
Register for courses	Summer
Deadline to make your deposit	May 1
Deadline to submit health forms	May 1
Deadline to submit FAFSA	June 30
Housing application deadline	July 15
Deadline for medical insurance waivers	August 1
New Student Orientation and move-in to residence houses	August 11-16
First day of classes	August 17